


# HDMI-CF-BO-V1A


## 1. Description:

HDMI-CF-BO-V1A is a simple HDMI Type C Female socket breakout board. It brings all 19 pins of a HDMI C female socket to screw terminal blocks or headers for easy testing, prototyping and breadboard connection. For breadboard connections, user can use the two 10pin headers on both sides of the breakout board to connect to the front end of the breadboard for a steady connection.



## 2. Features:

- All 20 pins (including shield) of a HDMI Type C Female Socket brought out to headers or screw terminal blocks
- Various connecting method chosen by users.
- 2 mounting holes with 2mm diameter hole size
- 0.9”(22.86mm) X 1”( 25.40mm) board dimensions



## 3. Parts:

- 1) 1pc X HDMI-CF-BO-V1A PCB
- 2) 1pc X HDMI Type C Female Socket
- 3) 2pc X 10pin 0.1”(2.54mm) spacing terminal block
- 4) 1pc X 20pin 0.1”(2.54mm) header

Figure 1: Parts inside the kit

(Note: the module is not assembled, user can decide which connector to use on the module.)





Figure 2: Example of connecting the HDMI-CF-BO-V1A on a breadboard



Figure 3: HDMI-CF-BO-V1A various connections

**Errata!!! Please ignore the pin name printing on the PCB**



**Related products from eLabGuy:**



**HDMI-CM-BO-V1A** HDMI Type C Male Breakout Board